








NCDOT Pavement Preservation Bulletin Materials and Tests Unit

How can we assist your Division?

In This Issue

-  **During Contracts**
-  **Resources for Planners**
-  **Resources for Inspection**
-  **New PP Treatments**
-  **Treatment Selection**
-  **Contract Development**
-  **PP Team Contact Info**

During your Chip Seal or Micro Surfacing Contracts we can:

- Attend your [Preconstruction meetings](#).
- Host workshops in your Division if you need [Inspection training](#) or training on the AST 660 Form.
- A Pavement Preservation Team member can provide [on-the-job training](#) for your inspectors at the beginning of your project.
- We can help you ensure the [calibration and test strip](#) is performed properly on opening day.
- After work is complete, we can review maps that your staff flags as problematic or displaying issues.
- If issues with your Chip Seal appear during the [Warranty](#) period, we can also perform an investigation into the issue and potential causes.



Pictured left: Chip Seal stone spreader calibration.



Pictured right: Chip Seal emulsion distributor calibration.

Resources for [Maintenance/Contract Planners](#):

- [Good, Better, Best: A Treatment Selection Guide](#)
- [Pavement Preservation Law and Guidance](#)
- [Pavement Condition Survey Manual](#)
- [RoadResource.org Treatment Toolbox](#)

Resources for [Construction/Inspectors](#):

- [Chip Seal Inspection Checklist](#)
- [ISSA Design and Inspection Manual \(Micro\)](#)
- [Updated 2025 Micro Surfacing Special Provision](#)
- [AST 660 Form: Inspector's Web App](#)

Click the resource to open the document you need!

New PP Treatments

If there is a legal Pavement Preservation treatment you are interested in learning more about, we can help by:

- Exploring a product and evaluating for APL inclusion
- Developing a Project Special Provision for the treatment
- Providing expert literature on the treatment
- Interfacing with other divisions, municipalities and other states who utilize the treatment
- Taking you to an ongoing project or existing treatment nearby to see it firsthand

PP Route and Treatment Selection

The success of your Pavement Preservation program begins with proper route and treatment selection.

- We can visit routes with you to discuss the distresses and viable treatment options
- Our team has produced a PP Treatment Selection Guide, "[Good, Better, Best.](#)" ([click to view!](#)). It offers treatment options for specific distresses. Note: this is our team's recommendations based on our experience and expertise. It is a subjective guide, so contact us if you have questions.

PP Contract Development

If you are letting a PP contract, you will have to make design decisions, like shown below. We can help with that.

- AST Aggregate (rock) selection (78M, #9, #14, lightweight)
 - Example: see pictures to the right
- AST Emulsion and Aggregate Application Rates
- Fog Seal: Do I need it on my Chip Seal?
- Micro Surfacing Gradation Selection (Type II or Type III)
- Micro Surfacing Course Selection (Single, Double, Rut-fill)

If we can assist you in ANY of these areas, please reach out to us. We are here to help YOU! Our contact information is below.



Pictured above: Mat and Double Seal with 14M stone as the top stone.

Pictured below: Mat and Double Seal with 78M stone as the top stone. **Note the larger sized aggregate as compared to the above picture.**



Pavement Preservation Team Contact Info



Garrett Lee, PE
NCDOT Pavement Preservation Engineer
919-329-4206
gilee@ncdot.gov

David Spainhour, PE
Project Engineer
336-978-0930
david.spainhour@summitde.com

Britt McCurry, PE
Project Engineer
828-284-3384
britt.mccurry@bamccurryengineering.com

Eugene Autry (Divisions 1-8)
Transportation Tech V
919-308-7191
eugene.autry@summitde.com

Ronnie Brigmon (Divisions 9-14)
Transportation Tech V
828-230-4320
ronnie.brigmon@bamccurryengineering.com